



PREMIUM LINE OVERVIEW

■ 900 in/lb Impact Resistance

Polycarbonate is known for its high impact resistance and that is why we chose to use it as the material for our Premium Line Enclosures.

■ Wide Operating Temperature Range

Polycarbonate is stable and holds its tensile strength better than other non-metallic materials over a temperature range from -40 deg F to 265 deg F.

■ Crystal Clear Covers

Clear covers are a superior alternative to mechanically affixed window kits.

■ EZ Hinge

Integra's standard hinges allow easy door removal or replacement while permitting a full 225-degree door swing.

■ Unique T-Rail Panel Suspension System

The optional brackets that attach to the T-Rails allow our customers to mount an individual mounting panel at any height in the enclosure or to even have multiple back panels at different heights. Who says you can't put more into an Integra enclosure?

■ Molded in Mounting Bosses

All of the Premium line enclosures have extra mounting bosses molded into the rear wall to

permit #10 self-tapping screws to secure din rail, circuit board, or any other device or component into the enclosure.

■ Latch Securely Attached

Premium enclosures are available in stainless steel or non-metallic latch options that are bolted in place for a more secure system than pop rivets or slide on latches

■ Modifications

Full modifications services are available at Integra, including machining holes for displays, cable connectors, multi-pin connectors, antennae, etc. Call us to discuss your unique requirements.

■ Customization

Custom colors, custom back panels, silk screening, sub assembly of your product, or any other tailoring of our product to your need is our job. (Minimums may apply)

■ Packaging


Standard packaging is one unit per carton, packed to ensure safe delivery to your location. Or, if you have any special requirements for shipping, call us and we can work to meet your requirements.




CLEAR COVER



EZ HINGE




SWING OUT PANEL



DIN RAILS



CUSTOMIZATION



PANEL SUSPENSION



WINDOW KITS



AIR VENTS / FAN SHROUDS



POLE MOUNTING KITS

