

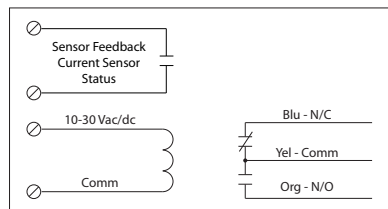
RELAY & AC CURRENT SWITCH COMBOS

RIBXLC Series

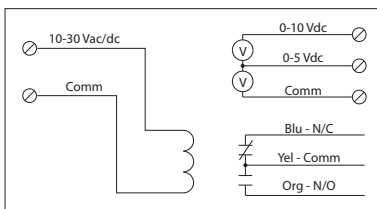
Enclosed Relay/AC Sensor Combinations, SPDT with 10-30 Vac/dc Coil



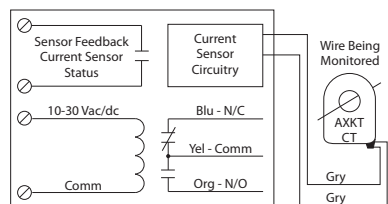
RIBXLC A, RIBXLC F, RIBXLC EA+



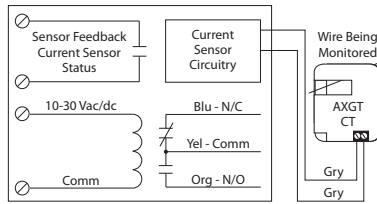
RIBXLC V, RIBXLC EV^



RIBXLC RA, RIBXLC RF+



RIBXLC JA, RIBXLC JF+



CURRENT SENSORS

SPECIFICATIONS

FUNCTIONAL DEVICES CERTIFIED FOR USE WITH ECMs

- # Relays & Contact Type:** One (1) SPDT Continuous Duty Coil
- Expected Relay Life:** 10 million cycles minimum mechanical
- Operating Temperature:** -30 to 140° F
- Humidity Range:** 5 to 95% (noncondensing)
- Operate Time:** 20ms
- Relay Status:** Red LED On = Activated
- Dimensions:** 4.00" x 4.00" x 1.80" with .50" NPT Nipple
- Wire Length:** 16", 600V Rated
- Approvals:** UL Listed, UL916, UL864, C-UL California State Fire Marshal
- Housing Rating:** UL Accepted for Use in Plenum, NEMA 1
- Gold Flash:** Yes
- Override Switch:** No

- Coil Current:**
 - 33 mA @ 10 Vac
 - 35 mA @ 12 Vac
 - 46 mA @ 24 Vac
 - 55 mA @ 30 Vac
 - 13 mA @ 10 Vdc
 - 15 mA @ 12 Vdc
 - 18 mA @ 24 Vdc
 - 20 mA @ 30 Vdc
- Coil Voltage Input:**
 - 10-30 Vac/dc ; 50-60 Hz
 - Drop Out = 2.1 Vac / 2.8 Vdc
 - Pull In = 9 Vac / 10 Vdc

- + Sensor Contact:**
 - When current sensor status is off (open), leakage <30 uA @ 30Vac/dc
 - When current sensor status is on (closed), voltage drop <.3 Vac/dc @ .1 Amp
 - < 1.6 Vac/dc @ .4 Amp
- ^ Sensor Feedback Output:**
 - Voltage output is proportional to current sensor range.
 - Min. Input Impedance = 30K ohms
 - Accuracy +/- 3% full scale
 - Vripple < 10m Vac
- Notes:**
 - Models AXKT and AXGT CT remotes do not have contact closure circuitry and only work in conjunction with RIBXLCR and RIBXLCJ models, respectively.

RIBXLC SERIES SELECTION GUIDE

Model#	Sensing Range	Type *	Threshold	Sensor Output	Remote Style	Resistive	Contact Ratings
RIBXLCF ECMs	.50-10 Amps	Internal w/ contact status	Fixed, .50 Amp	Solid State Contact 30 Vac/dc, 0.4 Amp		10 Amp	10 Amp Resistive @ 120-277 Vac 10 Amp Resistive @ 28 Vdc 480 VA Pilot Duty @ 240-277 Vac 480 VA Ballast @ 277 Vac <i>Not rated for Electronic Ballast</i> 600 Watt Tungsten @ 120 Vac (N/O) 240 Watt Tungsten @ 120 Vac (N/C) 1/3 HP @ 120-240 Vac (N/O) 1/6 HP @ 120-240 Vac (N/C) 1/4 HP @ 277 Vac (N/O) 1/8 HP @ 277 Vac (N/C)
RIBXLC A ECMs	.50-10 Amps	Internal w/ contact status	Adjustable	Solid State Contact 30 Vac/dc, 0.4 Amp		10 Amp	10 Amp Resistive @ 120-277 Vac 10 Amp Resistive @ 28 Vdc 480 VA Pilot Duty @ 240-277 Vac 480 VA Ballast @ 277 Vac <i>Not rated for Electronic Ballast</i> 600 Watt Tungsten @ 120 Vac (N/O) 240 Watt Tungsten @ 120 Vac (N/C) 1/3 HP @ 120-240 Vac (N/O) 1/6 HP @ 120-240 Vac (N/C) 1/4 HP @ 277 Vac (N/O) 1/8 HP @ 277 Vac (N/C)
RIBXLC V	0-10 Amps	Internal w/ voltage output	Analog	0-5 Vdc 0-10 Vdc		10 Amp	10 Amp Resistive @ 120-277 Vac 10 Amp Resistive @ 28 Vdc 480 VA Pilot Duty @ 240-277 Vac 480 VA Ballast @ 277 Vac <i>Not rated for Electronic Ballast</i> 600 Watt Tungsten @ 120 Vac (N/O) 240 Watt Tungsten @ 120 Vac (N/C) 1/3 HP @ 120-240 Vac (N/O) 1/6 HP @ 120-240 Vac (N/C) 1/4 HP @ 277 Vac (N/O) 1/8 HP @ 277 Vac (N/C)
RIBXLCRF ECMs	1.25-150 Amps	External w/ contact status	Fixed, 1.25 Amp	Solid State Contact 30 Vac/dc, 0.4 Amp	Model AXKT: (Solid Core Remote CT)	10 Amp	10 Amp Resistive @ 120-277 Vac 10 Amp Resistive @ 28 Vdc 480 VA Pilot Duty @ 240-277 Vac 480 VA Ballast @ 277 Vac <i>Not rated for Electronic Ballast</i> 600 Watt Tungsten @ 120 Vac (N/O) 240 Watt Tungsten @ 120 Vac (N/C) 1/3 HP @ 120-240 Vac (N/O) 1/6 HP @ 120-240 Vac (N/C) 1/4 HP @ 277 Vac (N/O) 1/8 HP @ 277 Vac (N/C)
RIBXLCRA ECMs	1.25-150 Amps	External w/ contact status	Adjustable	Solid State Contact 30 Vac/dc, 0.4 Amp	Model AXKT: (Solid Core Remote CT)	10 Amp	10 Amp Resistive @ 120-277 Vac 10 Amp Resistive @ 28 Vdc 480 VA Pilot Duty @ 240-277 Vac 480 VA Ballast @ 277 Vac <i>Not rated for Electronic Ballast</i> 600 Watt Tungsten @ 120 Vac (N/O) 240 Watt Tungsten @ 120 Vac (N/C) 1/3 HP @ 120-240 Vac (N/O) 1/6 HP @ 120-240 Vac (N/C) 1/4 HP @ 277 Vac (N/O) 1/8 HP @ 277 Vac (N/C)
RIBXLCJF ECMs	3-150 Amps	External w/ contact status	Fixed, 3 Amp	Solid State Contact 30 Vac/dc, 0.4 Amp	Model AXGT: (Split Core Remote CT)	10 Amp	10 Amp Resistive @ 120-277 Vac 10 Amp Resistive @ 28 Vdc 480 VA Pilot Duty @ 240-277 Vac 480 VA Ballast @ 277 Vac <i>Not rated for Electronic Ballast</i> 600 Watt Tungsten @ 120 Vac (N/O) 240 Watt Tungsten @ 120 Vac (N/C) 1/3 HP @ 120-240 Vac (N/O) 1/6 HP @ 120-240 Vac (N/C) 1/4 HP @ 277 Vac (N/O) 1/8 HP @ 277 Vac (N/C)
RIBXLCJA ECMs	3-150 Amps	External w/ contact status	Adjustable	Solid State Contact 30 Vac/dc, 0.4 Amp	Model AXGT: (Split Core Remote CT)	10 Amp	10 Amp Resistive @ 120-277 Vac 10 Amp Resistive @ 28 Vdc 480 VA Pilot Duty @ 240-277 Vac 480 VA Ballast @ 277 Vac <i>Not rated for Electronic Ballast</i> 600 Watt Tungsten @ 120 Vac (N/O) 240 Watt Tungsten @ 120 Vac (N/C) 1/3 HP @ 120-240 Vac (N/O) 1/6 HP @ 120-240 Vac (N/C) 1/4 HP @ 277 Vac (N/O) 1/8 HP @ 277 Vac (N/C)
RIBXLC EA	.125-5 Amps	Internal w/ contact status	Adjustable	Solid State Contact 30 Vac/dc, 0.4 Amp		5 Amp	5 Amp Resistive @ 277 Vac 345 VA Pilot Duty @ 120/240 Vac (N/O) 268 VA Pilot Duty @ 277 Vac (N/O) 211 VA Pilot Duty @ 120/240 Vac (N/C) 175 VA Pilot Duty @ 277 Vac (N/C) 1/3 HP @ 120-240 Vac (N/O) 1/6 HP @ 120-240 Vac (N/C) 1/4 HP @ 277 Vac (N/O) 1/8 HP @ 277 Vac (N/C)
RIBXLC EV	0-5 Amps	Internal w/ voltage output	Analog	0-5 Vdc 0-10 Vdc		5 Amp	5 Amp Resistive @ 277 Vac 345 VA Pilot Duty @ 120/240 Vac (N/O) 268 VA Pilot Duty @ 277 Vac (N/O) 211 VA Pilot Duty @ 120/240 Vac (N/C) 175 VA Pilot Duty @ 277 Vac (N/C) 1/3 HP @ 120-240 Vac (N/O) 1/6 HP @ 120-240 Vac (N/C) 1/4 HP @ 277 Vac (N/O) 1/8 HP @ 277 Vac (N/C)

* = Internal current sensor monitors current through common contact of relay.

ECMs = FDI Certified for use with electronically commutated motors