
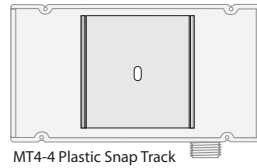
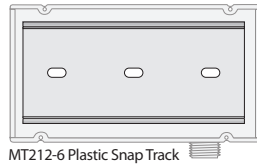
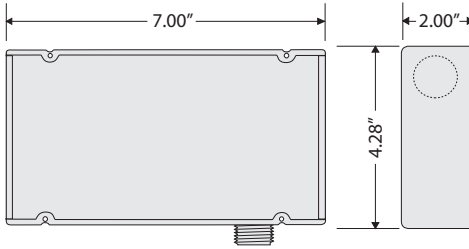


**PE6000 Series**

Plastic Housing, .75" NPT Nipple, 4.28" H x 7.00" W x 2.00" D



PE6000 SERIES ASSEMBLIES				
Model #	Enclosure	Plastic Snap Track	NEMA Type	Weight
PE6000	PE6000		NEMA 1	.656 lbs.
PE6010	PE6000	MT4-4 (4.00"W)	NEMA 1	.717 lbs.
PE6020	PE6000	MT212-6 (2.75"W)	NEMA 1	.769 lbs.
PE6000-N4	PE6000-N4		NEMA 4/4X	.656 lbs.
PE6010-N4	PE6000-N4	MT4-4 (4.00"W)	NEMA 4/4X	.717 lbs.
PE6020-N4	PE6000-N4	MT212-6 (2.75"W)	NEMA 4/4X	.769 lbs.

**SPECIFICATIONS**

**Cover Type:** Screw Down Cover

**Approvals:** UL Listed, C-UL, CE Approved, RoHS

**Housing Rating:** UL Accepted for Use in Plenum, NEMA 1, Also available NEMA 4 / 4X

**Notes:**

- Comes with transparent lid. To order with gray opaque lid, add "-GY" to end of model number.
- To order NEMA 4/4X option, add "-N4" to end of model number.