




You in Control

MR-100, 200 SERIES MULTI-VOLTAGE CONTROL RELAYS

PRODUCT DESCRIPTION


The MR Series Multivoltage Control Relays offer SPDT or DPDT 10 Amp resistive contacts which may be operated by one of four input control voltages. A single relay may be energized from a voltage source of 24VDC, 24VAC, 120VAC or 230VAC by wiring to appropriate input terminals.



Each relay position contains a red LED which indicates the relay coil is energized. Relays may be "snapped apart" from a standard 4 module assembly and used independently. These Devices are Ideal for applications where local contacts are required for system status, remote contacts for control of electrical loads and general purpose switching. They are suitable for use with HVAC, Temperature Control, Fire Alarm, Security, Energy Management and Lighting Control Systems.

FEATURES

- ❖ Relays may be energized from a voltage source of 18 to 35VDC or VAC, 120VAC or 230VAC
- ❖ Each relay position contains a red LED, which illuminates when the coil is energized. This provides a time saving device when checking an installed system – no metering is required
- ❖ Single, dual or triple relay modules may be "snapped apart" from standard 4-position master
- ❖ DC control inputs are polarized
- ❖ For continuous duty use at 24VAC, 24VDC or 120VAC (NOTE: Not intended for continuous duty use @ 230VAC)
- ❖ Available in dust resistant enclosures with LED viewing port(s)
- ❖ /C versions mounted in enclosures
- ❖ /C/R versions with red covers for NYC and other uses
- ❖ /T versions come complete with track mounting hardware which facilitates installation in standard cabinets
- ❖ UL recognized relays rated at 10,000,000 mechanical operations
- ❖ UL listed as Control Unit Accessory



CSFM LISTED

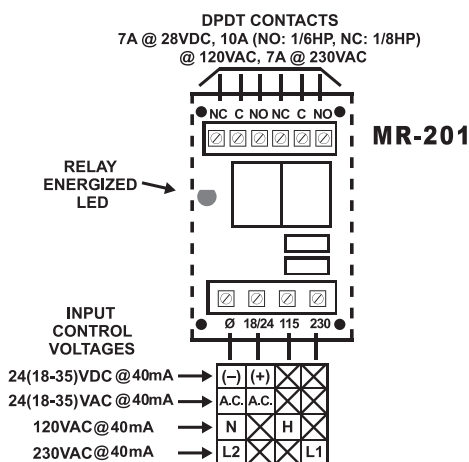
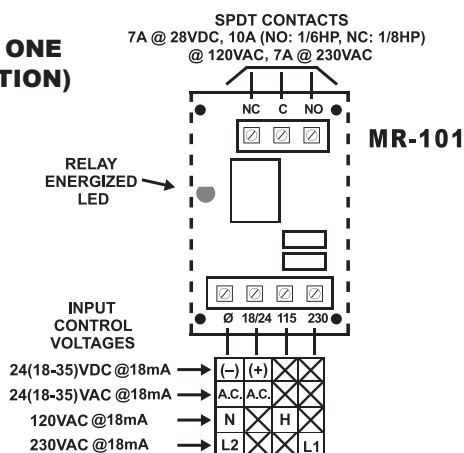
MEA ACCEPTED



RECOGNIZED COMPONENT

UUKL Smoke Control


WIRING (TYPICAL FOR ONE MODULE POSITION)



*Air Products and Controls is
a Brand of Apollo America*
25 Corporate Drive
Auburn Hills, MI 48326
(248) 332-3900 Phone
(888) 332-2241 Toll free
(248) 332-8807 Fax
www.ap-c.com

**A
HALMA
GROUP
COMPANY**

Distributed By:



PRODUCT SPECIFICATIONS

MODEL NUMBER:	MODULE POSITIONS	CONTACT CONFIGURATION PER POSITION	TRACK MOUNTED H X W X D	ENCLOSURE MOUNTED H X W X D	COVER MATERIAL	UL* FILE S3403	MEA FILE 73-92-E	CSFM FILE 7300-1004
MR-101/T	1	SPDT	3.25" (82mm) 2.125" (54mm) 1.50" (38mm)			UOXX2		:106
MR-101/C	1	SPDT		5.125" (130mm) 3.125" (79mm)	Grey ABS-94VO Plastic	UOXX UOXX2	Vol. 14	:101
MR-101/C/R	1	SPDT		2.50" (63mm)	Red ABS-94VO Plastic	UOXX7 UUKL*	Vol. 22	
MR-104/T	4	SPDT	3.25" (82mm) 8.50" (215mm) 1.50" (38mm)			UOXX2		:106
MR-104/C	4	SPDT		5.125" (130mm) 9.50" (241mm)	Plated 18ga CRS	UOXX UOXX2	Vol. 14	:101
MR-104/C/R	4	SPDT		2.50" (63mm)	Red 18ga CRS	UOXX7 UUKL*		
MR-201/T	1	DPDT	3.25" (82mm) 2.125" (54mm) 1.50" (38mm)			UOXX2		:106
MR-201/C	1	DPDT		5.125" (130mm) 3.125" (79mm)	Grey ABS-94VO Plastic	UOXX UOXX2	Vol. 16	:101
MR-201/C/R	1	DPDT		2.50" (63mm)	Red ABS-94VO Plastic	UOXX7 UUKL*	Vol. 22	
MR-204/T	4	DPDT	3.25" (82mm) 8.5" (215mm) 1.50" (38mm)			UOXX2		:106
MR-204/C	4	DPDT		5.125" (130mm) 9.50" (241mm)	Plated 18ga CRS	UOXX UOXX2	Vol. 16	:101
MR-204/C/R	4	DPDT		2.50" (63mm)	Red 18ga CRS	UOXX7 UUKL*		

COIL VOLTAGE: MR-100: 24(18-35)VDC, 24(18-35)VAC, 120VAC, 230VAC
 MR-200: 24(18-35)VDC, 24VAC, 120VAC, 230VAC
 (Pull in voltage: 75% of nominal max. @ 25°C; Drop out voltage: 25% of nominal min. @ 25°C)

POLARIZED: DC input only

ENERGIZED LED INDICATOR: One per module position

CURRENT REQUIREMENT: Per module position: MR-100 Series = 18mA / MR-200 Series = 40mA

CONTACT RATINGS: 7A @ 28VDC / 10A (NO:1/6HP, NC:1/8HP) @ 120VAC / 7A @ 230VAC

CONTACT CONSTRUCTION: Dry Form "C"

ENVIRONMENTAL: 32°F to 120°F (0°C to 49°C) @ 85% RH (@ 32°F), Non-condensing, Non-freezing

WIRING: Solid or stranded; #14 to #22 AWG terminals

/T VERSIONS: 3.5" wide, low profile plastic snap track provided with mounting screws

/C VERSIONS: Backbox: 18ga CRS, plated with 1/2" conduit knockouts top and bottom

*UOXX=Control Unit Accessories, System; 2=Component; 7=Certified for Canada

*UUKL (UL864) = Smoke Control System Equipment System

NOTICE: The information contained in this document is intended only as a summary and is subject to change without notice. The products described have specific instructional/installation documentation, which covers various technical, approval, code, limitation and liability information. Copies of this documentation along with any general product warning and limitation documents, which also contain important information, are provided with the product and are also available from Air Products and Controls Inc. The information contained in all of these documents should be considered before specifying or using the products. Any example applications shown are subject to the most current enforced local/national codes, standards, approvals, certifications, and/or the authority having jurisdiction. All of these resources, as well as the specific manufacturer of any shown or mentioned related equipment, should be consulted prior to any implementation. For further information or assistance concerning the products, contact Air Products and Controls Inc. Air Products and Controls Inc. reserves the right to change any and all documentation without notice.