

DUCT

Duct Sensors with Transmitters

The ACI Transmitter Duct Series features a two-wire, 4 to 20 mA loop powered output signal with an optional 3-Wire voltage output signal available. All transmitters include Zero and Span adjustments for field calibration and are calibrated using NIST Certified Calibration equipment. ACI recommends the use of an 18 to 22 AWG shielded cable for all temperature transmitter installations to help eliminate the possibility of noise being introduced onto the signal lines. The sensor assemblies are manufactured using colored Etched Teflon lead wires and ACI's proven double encapsulation process to eliminate the effects of moisture on the sensors as well as increased response times using our high quality, thermally conductive epoxy. The duct sensors include a foam pad to properly seal the duct and limit vibration once installed.

Optional NEMA/IP rated weather proof enclosures are available as specified on the back of the product data sheet. For best accuracy, ACI recommends the use of the A/TTM Series Matched transmitters with 3 or 5 Point NIST Calibration Certificate, since they include a second calibration step in which the RTD and transmitter are calibrated together as a system.

Applications: Roof Top Units, Air Handlers, Supply/Discharge/Return/Mixed Air Temperatures

The ACI Transmitter Duct Series is covered by ACI's Five (5) Year Limited Warranty. The warranty can be found in the front of ACI's Sensors & Transmitters catalog, as well as on ACI's website, www.workaci.com.

PRODUCT SPECIFICATIONS

Transmitter Supply Voltage Supply Current:	+8.5 to 32 VDC (Reverse Polarity Protected) 25 mA minimum 250 Ohm Load: +13.5 to 32 VDC 500 Ohm Load: +18.5 to 32 VDC
Maximum Load Resistance:	(Terminal Voltage - 8.5 V) 0.020 A
Output Signals:	Current: 4-20 mA (2-Wire Loop Powered) Voltage: 1-5 VDC or 2-10 VDC (3-Wires)
Calibrated Accuracy Linearity¹:	Temp. Spans < 500°F (260°C): +/- 0.2% Temp. Spans > 500°F (260°C): +/- 0.5%
Temperature Drift²:	Temp. Spans < 100°F (38°C): +/- 0.04%/°F Temp. Spans > 100°F (38°C): +/- 0.02%
TTM100/TTM1K Certification Points:	3 Point NIST: 20%, 50% & 80% of span 5 Point NIST: 20%, 35%, 50%, 65%, 80% of span
Warm Up Time Warm Up Drift:	10 Minutes +/- 0.1%
Transmitter Operating Temperature Range:	-40°F (-40°C) to 185°F (85°C)
Operating Humidity Range:	0 to 90%, non-condensing
Calibrated Temperature Spans¹:	Minimum Temp. Span: 50°F (28°C) Maximum Temp. Span: 500°F (260°C)
Matched Calibrated Temperature Spans	-45 to 155°C (-49 to 311°F)
(A/TTM models) Range:	
Connections Wire Size:	Screw Terminal Blocks (Polarity Sensitive) 16 AWG (1.31 mm ²) to 26 AWG (0.129 mm ²)
Terminal Block Torque Rating:	0.37 ft-lb (0.5 Nm) nominal
Sensor Type Sensor Curve Sensing Points:	Platinum RTD PTC (Positive Temperature Coefficient) One
Number Wires Wire Colors:	Two A/TT100/TTM100 Series: Brown/Brown A/TT1K/TTM1K Series: Black/Black
Sensor Output @ 0°C (32°F):	A/TT100/TTM100 Series: 100 Ohms nominal A/TT1K/TTM1K Series: 1000 Ohms nominal
RTD Tolerance Class Accuracy:	+/- 0.06% Class A (Tolerance Formula: +/- °C = (0.15°C + (0.002 * t))) where t is the absolute value of Temperature above or below 0°C in °C
Din Standard Temperature Coefficient:	DIN EN 60751 (IEC 751) 3850 ppm / °C
Sensor Stability:	+/- 0.03% after 1000 Hours @ 300°C (572°F)
Response Time (63% Step Change):	8 Seconds nominal
Sensor Operating Temperature Range:	-40 to 200°C (-40 to 392°F)
Enclosure Specifications (Operating Temperature, Material, Flammability, NEMA/IP Ratings):	“-GD” Enclosure: Galvanized Steel, -40 to 121°C (-40 to 250°F), NEMA 1 (IP10) “-PB” Enclosure: ABS Plastic, -30 to 90°C (-22 to 194°F), UL94-HB “-BB” Enclosure: Aluminum, -40 to 121°C (-40 to 250°F), Plenum Rated, NEMA 3R “-4X” Enclosure: Polystyrene Plastic, -40 to 70°C (-40 to 158°F), UL94-V2, NEMA 4X (IP 66)
Storage Temperature Range:	-40 to 85°C (-40 to 185°F)
Operating Humidity Range:	10 to 90% RH, non-condensing
Probe Diameter Probe Material:	0.250" (6.35mm) 304 Stainless Steel
Fitting Material Flammability Rating:	Polyamide 66 (High Performance Nylon 66) UL94-HB
Fitting Thread Size:	1/8"-27 NPSM
Foam Pad Material Flammability Rating:	Neoprene/EPDM/SBR Polymer UL94-HBF; FMVSS-302; MIL-R-6130C
Lead Length Conductor Size:	14" (35.6 cm) 22 AWG (0.65mm)
Lead Wire Insulation Wire Rating:	Etched Teflon (PTFE) Colored Leads Mil Spec 16878/4 Type E
Conductor Material:	Silver Plated Copper
Product Dimensions Product Weight:	See table on back of Product Data sheet
Agency Approvals:	RoHS2, WEEE

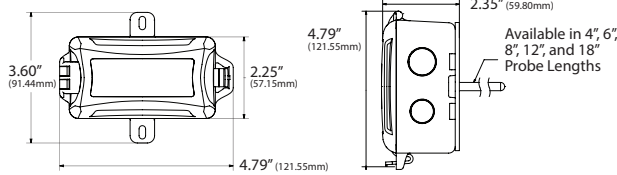
Note¹: Transmitter's calibrated at 71°F (22°C) nominal | **Note²:** Temperature Drift is referenced to 71°F nominal calibration temperature





DIMENSIONAL DRAWING, WEIGHTS

Plastic Box Enclosure [PB]

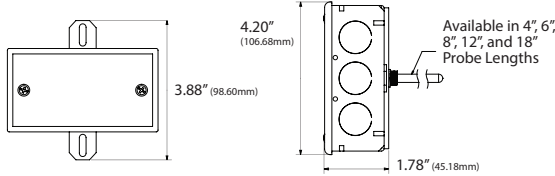


xx = Sensor Type | yy = Insertion Length

Plastic Box Enclosure [PB] Weights

ACI Model #	4" (Probe Length)	6" (Probe Length)	8" (Insertion Length)
A/xx-D-yy-PB	0.24 lbs. (0.109 kg)	0.25 lbs. (0.113 kg)	0.26 lbs. (0.117 kg)
ACI Model #	12" (Probe Length)	18" (Probe Length)	
A/xx-D-yy-PB	0.28 lbs. (0.127 kg)	0.30 lbs. (0.136 kg)	

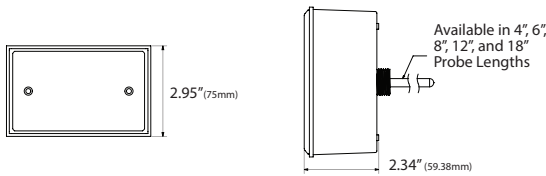
Galvanized Enclosure [GD]



Galvanized Enclosure [GD] Weights

ACI Model #	4" (Probe Length)	6" (Probe Length)	8" (Insertion Length)
A/xx-D-yy-GD	0.66 lbs. (0.299 kg)	0.67 lbs. (0.303 kg)	0.68 lbs. (0.308 kg)
ACI Model #	12" (Probe Length)	18" (Probe Length)	
A/xx-D-yy-GD	0.70 lbs. (0.317 kg)	0.74 lbs. (0.336 kg)	

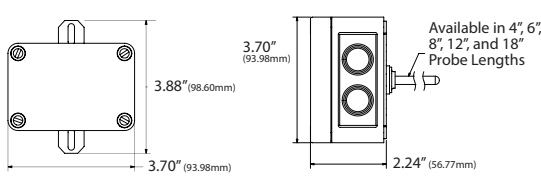
Bell Box Enclosure [BB]



Bell Box Enclosure [BB] Weights

ACI Model #	4" (Probe Length)	6" (Probe Length)	8" (Insertion Length)
A/xx-D-yy-BB	0.70 lbs. (0.317 kg)	0.71 lbs. (0.322 kg)	0.72 lbs. (0.326 kg)
ACI Model #	12" (Probe Length)	18" (Probe Length)	
A/xx-D-yy-BB	0.74 lbs. (0.336 kg)	0.78 lbs. (0.354 kg)	

NEMA 4X Enclosure [4X]



NEMA 4X Enclosure [4X] Weights

ACI Model #	4" (Probe Length)	6" (Probe Length)	8" (Insertion Length)
A/xx-D-yy-4X	0.34 lbs. (0.154 kg)	0.35 lbs. (0.159 kg)	0.36 lbs. (0.163 kg)
ACI Model #	12" (Probe Length)	18" (Probe Length)	
A/xx-D-yy-4X	0.38 lbs. (0.172 kg)	0.40 lbs. (0.181 kg)	

Standard Views

Product Weights

CUSTOM ORDERING

Model # Example: A/ TT1K D 4" 1 GD

MODEL #

A. Sensor Series No Selection Required	A/	A/
B. Model Series Select One (1)	TT100 = 100Ω TTM100 = Matched 100Ω* TT1K = 1KΩ TTM1K = Matched 1KΩ*	
C. Configuration No Selection Required	D = Duct	D
D. Probe Length Select One (1)	4" = 4" Probe 6" = 6" Probe 8" = 8" Probe 12" = 12" Probe 18" = 18" Probe	
E. Output Signal Select One (1)	1 = 1 to 5 VDC 2 = 2 to 10 VDC 4 = 4 to 20 mA	
F. Enclosure Select One (1)	GD = Galvanized PB = Plastic BB = Aluminum, NEMA 3R 4X = NEMA 4X	
G. Calibrated Span	Specify Span in °F or °C (Best Accuracy in 100°F Increments)	

Note*: For TTM100 or TTM1k part numbers, the default NIST is 3 points | 5 points may be requested by adding the part number listed below (NIST TTM CERT - 5PT.) There is a surcharge of \$25 to upgrade to 5 point calibration

ACCESSORIES ORDERING

Model # Example: NIST TTM CERT-SPT. -OR- 129743

Model #	Item #	Description
NIST TTM CERT-SPT.	129743	5 Point Calibration & Certificate

