

**FSNF24 US****On/Off, Spring Return, 350°F [177°C] for half hour, 24VAC only, 15 Seconds Cycle Time****Technical Data**

Power Supply	24 VAC $\pm$ 20%, 50/60 Hz
Power Consumption Running	50/60 Hz, 24 VA
Power Consumption Holding	6.5 VA, End stop 67 VA, 2.5 A slow blow fuse *
Transformer Sizing	40VA (class 2 power source)
Shaft Diameter	1/2" to 1.05" round, centers on 1/2" and 3/4" with insert, 1.05" without insert
Electrical Connection	3 ft [1m], 18 GA, 2 color coded leads
Overload Protection	electronic throughout 0° to 95° rotation
Electrical Protection	actuators are double insulated
Angle of Rotation	95°
Torque	70 in-lbs [8 Nm] minimum from 32°F to 350°F [0°C to 177°C]
Direction of Rotation (Motor)	can be selected by CCW/CW mounting
Direction of Rotation (Fail-Safe)	can be selected by CCW/CW mounting
Position Indication	visual indicator, 0° to 95° (0° is full spring return position)
Manual Override	No
Running Time (Motor)	<15 seconds at rated voltage and torque 32°F to 122°F [0°C to 50°C]
Running Time (Fail-Safe)	<15 seconds
Humidity	5 to 95% RH non-condensing
Ambient Temperature Range	32°F to 122°F [0°C to 50°C]
Storage Temperature Range	-40°F to 176°F [-40°C to 80°C]
Housing	NEMA type 1 / IP40
Housing Material	zinc coated steel
Gears	steel, permanently lubricated
Agency Listings†	cULus listed to UL873 and CAN/CSA C22.2 No.24, UL 2043 Listed for air plenum installation per NEC 300.22 and IMC Section 602 NYC Department of Buildings MEA 197-07-M. California State Fire Marshal Listing 3210-1593:101.
Noise Level (Motor)	45 db(A) motor, 62 db(A) spring, inaudible holding
Servicing	maintenance free
Quality Standard	ISO 9001
Weight	6.0 lbs. (2.75 kg.)

† UL File XAPX.E108966

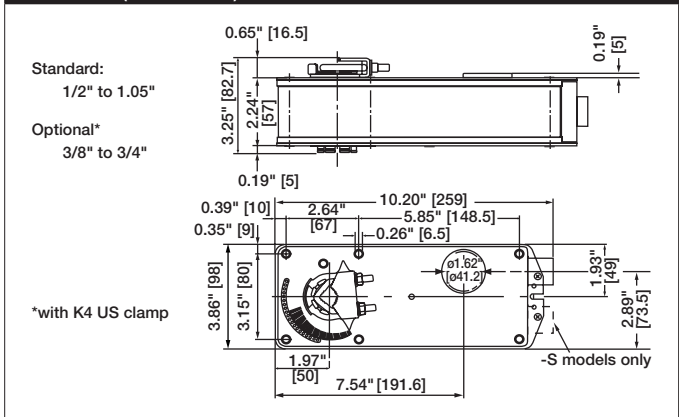
**Fire & Smoke damper actuator****Application**

The type FSNF spring-return actuator is intended for the operation of smoke and combination fire and smoke dampers in ventilation and air-conditioning systems. The actuator will meet requirements of UL555 and UL555S when tested as an assembly with the damper and will meet requirements of UBC for 15 second opening and closing at 350°F. Square footage of damper operated will depend on make and model and the temperature required.

**Operation**

Mounting of the actuator to the damper axle shaft or jackshaft (3/8" to 1.05") is via a cold-weld clamp. Teeth in the clamp and V-bolt dig into the metal of both solid and hollow shafts maintaining a perfect connection. The specially designed clamp will not crush hollow shafts. The bottom end of the actuator is held by an anti-rotation strap or by a stud provided by the damper manufacturer.

The actuator is mounted in its fail safe position with the damper blade(s) closed. Upon applying power, the actuator drives the damper to the open position. The internal spring is tensioned at the same time. If the power supply is interrupted, the spring moves the damper back to its fail-safe position.

**Dimensions (Inches[mm])****Safety Notes**

\* Neither UL nor Belimo require local over-current protection. The FSNF actuators draw higher peak current when driving against any type of stop. If used, this requires the value of a local fuse or breaker to be increased to avoid nuisance opening or tripping. A 2.5 amp slow blow should be used for 24VAC. A 0.5 amp slow blow should be used for 120 VAC. A 0.25 amp slow blow should be used for 230V and a 0.3 amp slow blow for 208 VAC. Transformers: Note that while a 24V 100VA transformer would handle 2 actuators, a 4 A breaker or plug fuse is insufficient. A 5 amp slow blow would be required.

Belimo Fire & Smoke actuators have passed the AMCA 520 and UL 555S Long Term Holding test. No special cycling is required during prolonged periods when actuator is driven open and held there. Periodic testing of dampers and actuators per local codes and NFPA 80 and NFPA 105 are required.

The actuator contains no components which the user can replace or repair. A 1/2" threaded connector is standard. FSNFxx-FC models have a 3/8" Flex Connector. Other than the connector, these actuators are identical to the conduit connector version.

**Accessories**

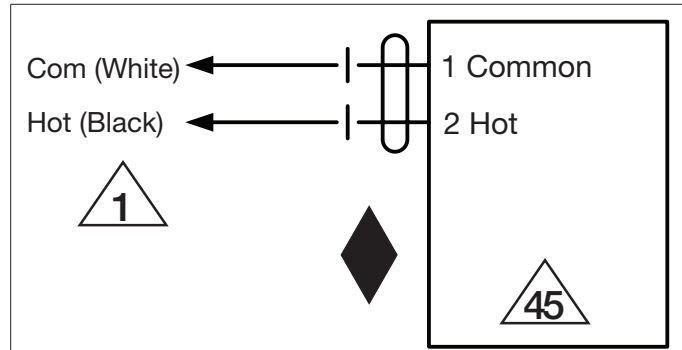
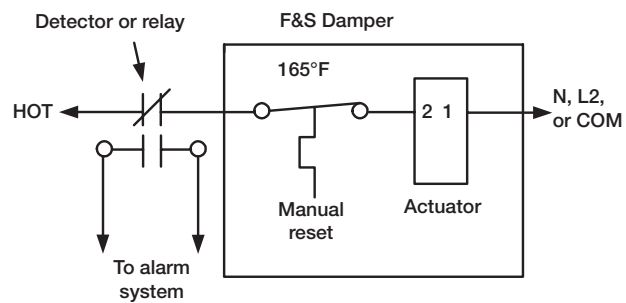
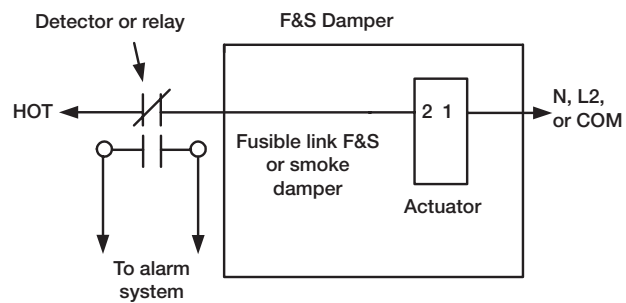
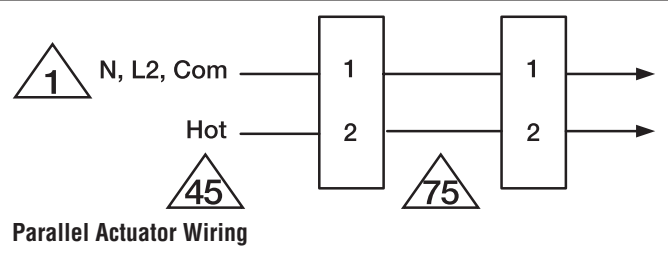
AF-P	Anti-rotation bracket AF/NF.
IND-AF2	Classic AF/NF position indicator.
K4-1 US	Classic AF/NF jackshaft clamp (up to 1.05").
KH-AF-1 US	Classic AF/NF crankarm for Jackshaft to 1.05".
KH-AF	Classic AF/NF crankarm for Shafts to 3/4".
SH8	Push rod for KG6 & KG8 ball joints (36" L, 5/16" diameter).
ZDB-AF2 US	Angle of rotation limiter for Classic AF/NF.
ZG-100	Univ. right angle bracket (17" H x 11-1/8" W x 6" base).
ZG-101	Univ. right angle bracket (13" H x 11" W x 7-7/16" base).
ZG-AF US	Classic AF/NF crankarm adaptor kit.
ZG-AF108	Classic AF/NF crankarm adaptor kit with ZG-108.
ZG-DC1	Damper clip for damper blade, 3.5" width.
ZG-DC2	Damper clip for damper blade, 6" width.
ZS-100	Weather shield - galvaneal (13" L x 8" W x 6" D).
ZS-150	Weather shield - PC w/ foam seal (16" L x 8-3/8" W x 4" D).
ZS-260	Explosion proof housing.
ZS-300	NEMA 4X, 304 stainless steel enclosure.
BAE165 US	165° F electric thermal sensor, SPST, normally closed.
S2A-F US	Auxiliary switch, 2x SPDT, 3A (0.5A inductive) @250 VAC max.

**Typical Specification**

All smoke and combination fire and smoke dampers shall be provided with Belimo FSTF, FSLF, FSNF, or FSAF actuators. All substitutions must be approved before submission of bid. Damper and actuator shall have UL 555S Listing for 250°F (350°F). Actuator shall have been tested to UL 2043 per requirements of IMC 602.2 and NEC 300.22 (c). Where position indication is required -S models with auxiliary switches or damper blade switches will be provided per code requirements.

**Wiring Diagrams**
**INSTALLATION NOTES**

- Provide overload protection and disconnect as required.
- Actuators may be powered in parallel. Power consumption must be observed.
- Ground present on some models.
- Meets cULus requirements without the need of an electrical ground connection.


**24 VAC/DC**

**Typical containment damper control wiring**

**Typical smoke or fusible link damper wiring**

**Parallel Actuator Wiring**