




VMD4B & VMD4B-C Series



SPECIFICATIONS

Operating Temp. Range	-40 to 55 °C (-40 to 131 °F)
Coil Operating Range	85% to 110% of rated voltage
Coil Drop-out Voltage Threshold	15% of rated voltage
Expected Relay Life	Electrical (@ rated current) 100,000 cycles; Mechanical (unpowered) 10,000,000 cycles
Operating Time	20 msec typical
Dielectric Strength	1500 Vac RMS
WARRANTY	
Limited Warranty	5 years

TYPICAL COIL PERFORMANCE

	Power Consumption
AC Coils	1.5 VA
DC Coils	1.5 W

CONTACT RATINGS

Resistive	10 A @ 120 Vac
	10 A @ 277 Vac
	10 A @ 28 Vdc
Motor	1/3 HP @ 120 Vac
	1/2 HP @ 250 Vac
Pilot Duty	B300

SOCKET RELAYS IN A WIDE RANGE OF FEATURES AND COIL VOLTAGES

FEATURES

FULL FEATURED MODEL:

- Color-coded push button...allows manual operation of relay. AC coils red, DC coils blue
- Removable override lever...when activated, locks push button and contacts in the powered position
- Flag indicator...shows relay status in manual or powered condition
- LED status lamp...shows coil "ON" or "OFF" status
- I.D. tag/write-on plastic label...used for identification of relays in multi-relay circuits
- 2-way side or DIN rail mounting system...retrofits existing panel mounting and 35 mm DIN rail
- Mating hold-down clip...secures relay to socket (-F sockets)

DESCRIPTION

The Veris VMD4B Series are 4PDT blade-style relays for socket/DIN mounting. Both the full-featured and standard DIN rail sockets are compatible with both the VMD4B-C and VMD4B-F relays and feature a slim, attractive design.

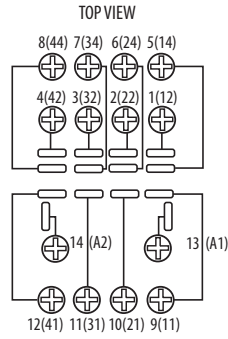
The standard VMD4B-C model is economical and reliable. The full-featured VMD4B-F includes an LED and a flag indicator for convenient status viewing and a push-button test feature for easy troubleshooting. The finger-safe sockets reduce risk, and the hold-down clip keeps the device secure. Enhanced safety and dependability.



WIRING DIAGRAM

VBD4B Sockets

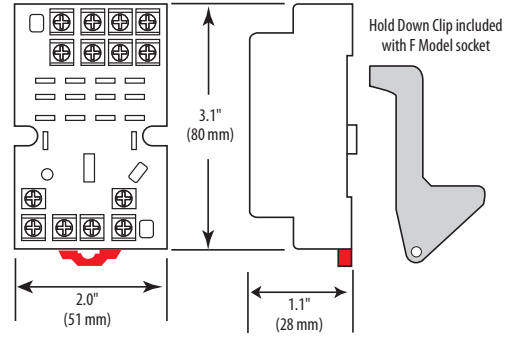
Function	NEMA (IEC) Terminal
Coil (+)*	14 (A2)
Coil (-)*	13 (A1)
COMM1	9 (11)
N.O.1	5 (14)
N.C.1	1 (12)
COMM2	10 (21)
N.O.2	6 (24)
N.C.2	2 (22)
COMM3	11 (31)
N.O.3	7 (34)
N.C.3	3 (32)
COMM4	12 (41)
N.O.4	8 (44)
N.C.4	4 (42)



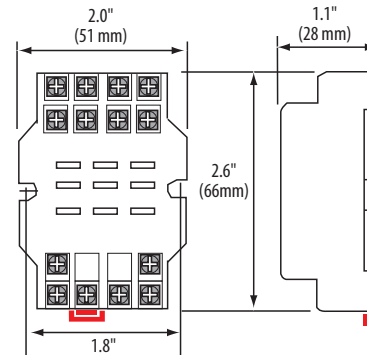
*Observe polarity for relays with DC coil voltages only

DIMENSIONAL DRAWINGS

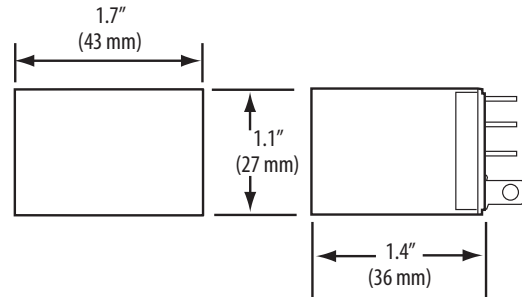
VBD4B-F Socket



VBD4B-C Socket



VMD4B Relays



ORDERING INFORMATION



MODEL	RELAY TYPE	AMPERAGE RANGE	COIL VOLTAGE	MIN. SWITCHING CURRENT	FULL FEATURED	UL	CE
VMD4B-C24D	4PDT	10 A	24 Vac	100 mA@5 Vdc		●	●
VMD4B-C24A			24 Vac			●	●
VMD4B-C120A			120 Vac			●	●
VMD4B-F24D			24 Vdc		●	●	●
VMD4B-F24A			24 Vac		●	●	●
VMD4B-F120A			120 Vac		●	●	●

*The CE mark indicates RoHS2 compliance. Note: These relays are UL Listed when used with Veris sockets.

SOCKET ORDERING INFORMATION

MODEL	AMPERAGE RATING	VOLTAGE RATING	FINGER SAFE	HOLD DOWN CLIP	UL	CE
VBD4B-C	10 A	300 V			●	●
VBD4B-F	16 A		●	●	●	●

When relays and sockets are used together, amperage rating is the lesser of the two ratings.

ACCESSORIES

DIN Rail, Stop Clip (AV01, AV02)

