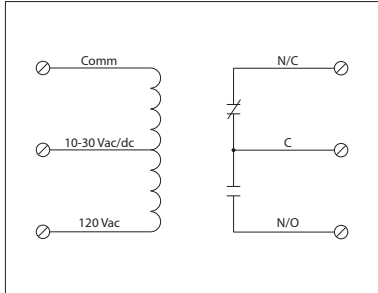


15 AMP PILOT CONTROL TRACK MOUNT RELAYS


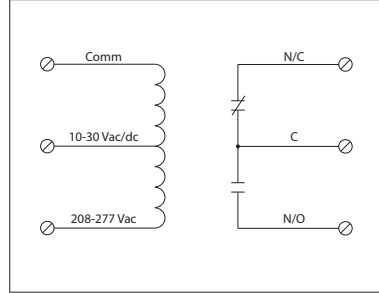
RIBMU1C

Pilot Relay, 15 Amp SPDT, 10-30 Vac/dc/
 120 Vac Coil, 4.00" Track Mount



RIBMH1C

Pilot Relay, 15 Amp SPDT, 10-30 Vac/dc/
 208-277 Vac Coil, 4.00" Track Mount



SPECIFICATIONS

Relays & Contact Type: One (1) SPDT Continuous Duty Coil
Expected Relay Life: 10 million cycles minimum mechanical
Operating Temperature: -30 to 140° F
Humidity Range: 5 to 95% (noncondensing)
Operate Time: 20ms
Relay Status: LED On = Activated
Dimensions: 1.25"H x 4.00"W x 0.88"D1/1.38"D2
Housing Detail: See **Housing H** in housing guide for dimensions
Origin: Made of US and non-US parts
Track Mount: 4.000"
MT4 Mounting Track Sold Separately
Approvals: UL Listed, UL916, C-UL, CE, RoHS
 UL864, California State Fire Marshal
Gold Flash: Yes
Override Switch: No

Contact Ratings:
 15 Amp Inductive @ 150 Vac
 15 Amp Resistive @ 150 Vac, 28 Vdc
 10 Amp Resistive @ 277 Vac
 480 VA Pilot Duty @ 240-277 Vac
 480 VA Ballast @ 277 Vac
Not rated for Electronic Ballast
 600 Watt Tungsten @ 120 Vac (N/O)
 240 Watt Tungsten @ 120 Vac (N/C)
 1/3 HP @ 120-240 Vac (N/O)
 1/6 HP @ 120-240 Vac (N/C)
 1/4 HP @ 277 Vac (N/O)
 1/8 HP @ 277 Vac (N/C)

Coil Current:
 33 mA @ 10 Vac 13 mA @ 10 Vdc
 35 mA @ 12 Vac 15 mA @ 12 Vdc
 46 mA @ 24 Vac 18 mA @ 24 Vdc
 55 mA @ 30 Vac 20 mA @ 30 Vdc
 28 mA @ 120 Vac (RIBMU1C)
 39 mA @ 208-277 Vac (RIBMH1C)

Coil Voltage Input:
 10-30 Vac/dc; 120 Vac; 50-60 Hz (RIBMU1C)
 10-30 Vac/dc; 208-277 Vac; 50-60 Hz (RIBMH1C)
 Drop Out = 2.1 Vac / 2.8 Vdc
 Pull In = 9 Vac / 10 Vdc