


Spring Return Commercial Actuators - DS-27 Series



Technical Specifications - DS-27 Series Actuator					
Type	Actuator Models	DS24-27-(A)	DS24-27-T-(A)	DMS24-27-(A)	DSU20-27-(A)
		Spring Return On/Off with optional Auxillary Switches (-A)	Spring Return On/Off & Floating with optional Auxillary Switches (-A)	Spring Return Modulating with optional Auxillary Switches (-A)	Spring Return On/Off with optional Auxillary Switches (-A)
	Torque	27 lb-in. (3 Nm)			
	Operating Voltage	24 VAC 19.2 to 28.8 V) at 50/60 Hz 24 VDC (21.6 to 28.8 V)			AC 100 to 240 V (85 to 264 V) at 50/60 Hz:
	Power Consumption	VAC - 5 VA Running, 1.6 VA Holding	VAC - 4.7 VA Running, 2.7 VA Holding		0.06 A Running, 0.02 A Holding
		VDC - 2.8 W Running, 0.8 W Holding	VDC - 1.8 W Running, 1 W Holding		
	Min. Transformer Size	6 VA per actuator			N/A
Electrical	Input Signal Adjustments	N/A	AC 19.2 to 28.8 V at 50/60 Hz or DC 24 V +20%/-10% Class 2 or SELV. Minimum Pulse Width: 500 m sec.	Factory Setting - DC 0 to 10 V, CW Rotation with Signal Increase Selectable DC 0 (2) to 10 V or 0 (4) to 20 mA with Field-Furnished 500 ohm 0.25 W Min. Resistor Switch Selectable - Direct or Reverse Action with Signal Increase	N/A
	Control Input Impedance	N/A	4,700 Ohms	100k Ohms, Current Input: 500 Ohms with Field Furnished 500 Ohm Resistor	N/A
	Feedback Signal	N/A		DC 0 (2) to 10 V for Desired Rotation Range up to 95°. Corresponds to Rotation Limits, 0.5 mA at 10 V Maximum	N/A
	Auxillary Switch Rating	(-A) Models) One Single-Pole, Double-Throw (SPDT), double-insulated switch with silver contacts: AC 24 V, 50 VA pilot duty AC 120 V, 5.8 A Resistive, 1/4 hp, 275 VA pilot duty AC 240 V, 5.0 A Resistive, 1/4 hp, 275 VA pilot duty			(-A) Models) One Single-Pole, Double-Throw (SPDT), Double-Insulated Switch with Silver Contacts: AC 24 V, 50 VA Pilot Duty AC 120 V, 5.8 A Resistive, 1/4 hp, 275 VA Pilot Duty AC 240 V, 5.0 A Resistive, 1/4 hp, 275 VA Pilot Duty
	Equipment Rating	Class 2 or Safety Extra-Low Voltage (SELV)			N/A
	Electrical Connection	48 in. UL 758 Type AWM Halogen-Free Cable with 18 AWG (0.85 mm ²) Conductors & 0.25 in. (6 mm) Ferrule Ends	Without Aux Switches 120 in. UL 444 Type CMP Plenum Rated Cable w/ 19 AWG (0.75 mm ²) Conductors & 0.25 in. (6 mm) Ferrule Ends With Aux Switches 48 in. UL 758 Type AWM Halogen-Free Cable w/ 18 AWG (0.85 mm ²) Conductors & 0.25 in. (6 mm) Ferrule Ends		48 in. UL 758 Type AWM Halogen-Free Cable with 18 AWG (0.85 mm ²) Conductors & 0.25 in. (6 mm) Ferrule Ends
Conduit Connections	Integral 1/2 in. (13 mm) Threaded Conduit Connector(s)				

Spring Return Commercial Actuators - DS-27 Series - Continued



Technical Specifications - DS-27 Series Actuator - Continued					
Type	Actuator Models	DS24-27-(A)	DS24-27-T-(A)	DMS24-27-(A)	DSU20-27-(A)
			Spring Return On/Off with optional Auxillary Switches (-A)	Spring Return On/Off & Floating with optional Auxillary Switches (-A)	Spring Return Modulating with optional Auxillary Switches (-A)
Operation	Spring Return	Direction is Selectable with Mounting Position of Actuator: Actuator Side A is away from damper or valve: CCW Spring Return Actuator Side B is away from damper or valve: CW Spring Return			
	Rotation Range	Maximum Full Stroke: 95° - (Adjustable Stop: 35 to 95° Maximum Position (Modulating Only))			
	Electric Stall Detection	Protects from overload at all angles of rotation			
	Runtime for 90° of Rotation	Power On (Running) 53 to 71 Seconds for 0 to 27 lb-in. (3 N-m) Load, at Room Temperature 60 Seconds Nominal at Full Rated Load (0.25 rpm) Power Off (Returning) 19 to 23 Seconds for 0 to 27 lb-in. (3 N-m) Load, at Room Temperature 22 Seconds Nominal at Full Rated Load 28 Seconds Maximum with 27 lb-in. (3 N-m) Load at -22°F (-30°C)	Power On (Running) 150 Seconds Constant for 0 to 27 lb-in. (3 N-m) Load, at All Operating Conditions Power Off (Returning) 12 to 17 Seconds for 0 to 27 lb-in. (3 N-m) Load, at Room Temperature 16 Seconds Nominal at Full Rated Load 22 Seconds Maximum with 27 lb-in. (3 N-m) Load at -22°F (-30°C)		Power On (Running) 24 to 28 Seconds for 0 to 27 lb-in. (3 N-m) Load, at Room Temperature 27 Seconds Nominal at Full Rated Load (0.5 rpm) Power Off (Returning) 19 to 23 Seconds for 0 to 27 lb-in. (3 N-m) Load, at Room Temperature 22 Seconds Nominal at Full Rated Load 28 Seconds Maximum with 27 lb-in. (3 N-m) Load at -22°F (-30°C)
	Cycle Life	60,000 Full Stroke Cycles with 27 lb-in. (3 N-m) Load, 1,500,000 Repositions with 27 lb-in. (3 N-m) Load			
	Mechanical Connections	Round Shafts - 1/4 in. to 1/2 in. (6 to 12 mm) Square Shafts - 1/4 in. to 5/16 in. (6 to 8 mm)			
	Enclosure	NEMA 2 (IP54) for all mounting orientations			
Environmental	Ambient Conditions (Non-Condensing)	Operating — -22 to 140°F (-30 to 60°C); 90% RH Maximum, Noncondensing Storage — -40 to 185°F (-40 to 85°C); 95% RH Maximum, Noncondensing			
	Audible Noise Rating	Running — <36 dBA at 27 lb-in. (3 N-m) Load, at a Distance of 39-13/32 in. (1 m) Holding — <20 dBA at a Distance of 39-13/32 in. (1 m) Returning — <51 dBA at 27 lb-in. (3 N-m) Load, at a Distance of 39-13/32 in. (1 m)	Running — <28 dBA at 27 lb-in. (3 N-m) Load, at a Distance of 39-13/32 in. (1 m) Holding — <20 dBA at a Distance of 39-13/32 in. (1 m) Returning — <56 dBA at 27 lb-in. (3 N-m) Load, at a Distance of 39-13/32 in. (1 m)		Running — <45 dBA at 27 lb-in. (3 N-m) Load, at a Distance of 39-13/32 in. (1 m) Holding — <20 dBA at a Distance of 39-13/32 in. (1 m) Returning — <51 dBA at 27 lb-in. (3 N-m) Load, at a Distance of 39-13/32 in. (1 m)
	Dimensions	6-3/8" (L) x 3-15/16" (W) x 2-1/4" (H)			
	Weight	2.0 lb. (2.4 lb w/ Aux. Switches)			
Conditions	Agency Certifications	UL Listed, CCN XAPX, File E27734; to UL 60730-1A: 2003-08, Ed. 3.1, Automatic Electrical Controls for Household and Similar Use; and UL 60730-2-14: Ed. 1, Part 2, Particular Requirements for Electric Actuators. UL Listed, CCN XAPX7, File E27734; to UL 60730-1:02-CAN/CSA: July 2002, 3rd Ed., Automatic Electrical Controls for Household and Similar Use; and CSA C22.2 No. 24-93 Temperature Indicating and Regulating Equipment CE Mark - This product is in compliance with the essential requirements and other relevant provisions of the EMC Directive 2004/108/EC and Low Voltage Directive 2006/95/EC.			
	Warranty	C-Tick Mark, Australia/NZ Emissions Compliant 5 Years limited from time of shipment.			

Spring Return Commercial Actuators - DS-27 Series Wiring



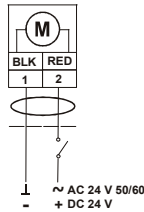
-(A) AUXILIARY SWITCH WIRING

(-A) Auxiliary Switches



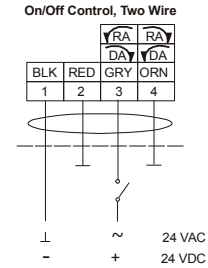
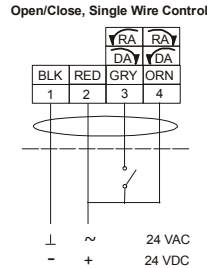
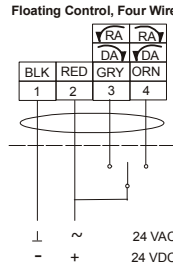
DS24-27-(A) CABLE

On/Off



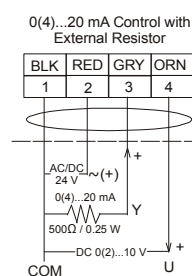
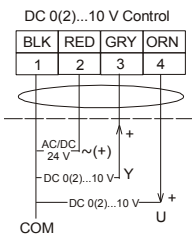
DS24-27-T-(A) CABLE

On/Off and Floating



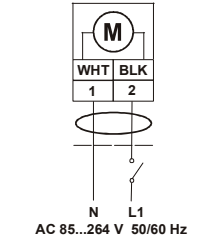
DMS24-27-(A) CABLE

Modulating



DSU20-27-(A) CABLE

On/Off



Important - Do not install multiple DS-27 Series actuators connected to the same mechanical load. Master-Slave application of DS-27 Series Actuators requires that each actuator be connected to independent loads.

Warning - These actuators are designed for use only in conjunction with operating controls. Where an operating control failure would result in personal injury and/or loss of property, it is the responsibility of the installer to add safety devices or alarm systems that protect against, and/or warn of, control failure.

To avoid excessive wear or drive time on the motor, use a controller and/or software that provides a time-out function to remove the signal at the end of rotation (stall).

Disclaimer - The performance specifications are nominal and conform to acceptable industry standards. For application at conditions beyond these specifications, consult the nearest Bray office. Bray controls shall not be liable for damages resulting from misapplication or misuse of its products.