



LIGHTING CONTROLS

WATTSTOPPER CARD KEY SWITCHES

HS-100, HS-150

DESCRIPTION

The **Wattstopper HS Series Card Key Switch** turns electrical circuits on or off when a card key or **HS-FOB** Key Fob is inserted or removed from its slot. The **HS-100** is a low voltage unit with a normally open and normally closed isolated relay, allowing it to interface with a third party energy management and/or lighting management control system. Additionally, the **HS-100** can connect to one or more Watt Stopper Power Packs. The **HS-150** is a line voltage unit that serves as a master switch for a single guest room circuit.

FEATURES

- **HS-100** low voltage for BAS & lighting panels
- **HS-150** high voltage for direct lighting control
- **Attractive, low-profile styling**
- **Choice of five decorator colors**
- **Backlit card key slot provides visibility 30-second egress time delay**
- **Zero high voltage crossing for product longevity (HS-150)**
- **Uses the same card key that unlocks the door**
- **Compliant with IECC and ASHRAE/IESNA Standard 90.1**



HS-100/HS-150
Shown with
coverplate HS-WD



APPLICATION

HS card key switches are ideal for guest rooms in hotels, motels, boarding houses, or similar applications with guest rooms.

OPERATION

Inserting a door entry card key or **HS-FOB** into the **HS** card key switch energizes the controlled circuits and loads. Removing the card key initiates a 30-second time delay to allow a safe egress from the hotel room. Once this time delay elapses, the power to the circuits is terminated. To restore power to the room controlled circuits, reinsert the card key into the **HS** card key switch.

SPECIFICATIONS

Supply Voltage		Status indication	Card slot is backlit
HS-100	24 V (AC/DC) to energize relay (usually from BZ-50)	Operating Temperature	32° to 131°F (0° to 55°C)
HS-150	120/277 VAC, 50/60 Hz	Operating Humidity	20% to 95% non-condensing
Relay Rating		Wiring Terminations	Push-in wire clips, 14 AWG to 12 AWG wire
HS-100	SPDT dry contact, 30VDC @1A max	Mounting	Typical vertical switch box, w/ separately ordered cover plate
HS-150	120/277 VAC, 50/60 Hz Zero cross output	Color	White, ivory, almond, black, gray
Tungsten	120 VAC @800W	Weight	
Ballast	120 VAC @600W, 277 VAC @1200W	HS-1xx	0.3 lb (0.14 Kg)
CFL	120 VAC @500W	-WP	0.06 lb (0.03 Kg)
HP	120 VAC @ 1/6HP	-WPL,WPR	0.12 lb (0.05 Kg)
Switch Buttons	Momentary μ -switch during card insertion	Approvals	UL File #E101196
Egress Time Delay	30 seconds	Warranty	5 year

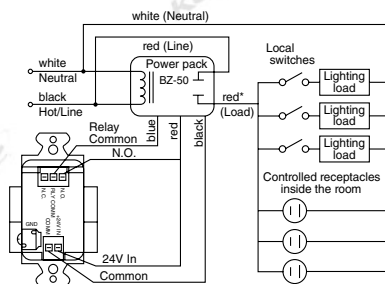
LIGHTING CONTROLS

WATTSTOPPER CARD KEY SWITCHES

HS-100, HS-150

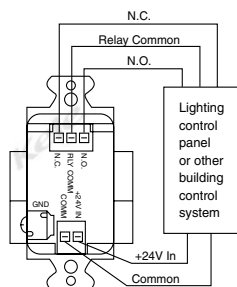


WIRING

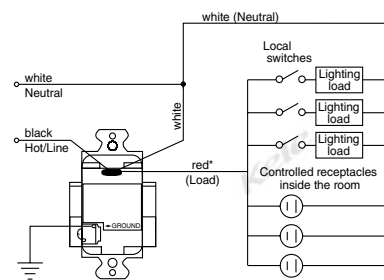


*When using the Wattstoppers Power Pack do not exceed its maximum load rating.

HS-100 with Power Pack



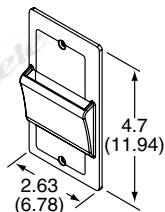
HS-100 with BAS or Lighting Control Panel



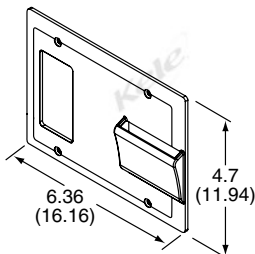
*When using the Wattstoppers Power Pack do not exceed its maximum load rating.

HS-150

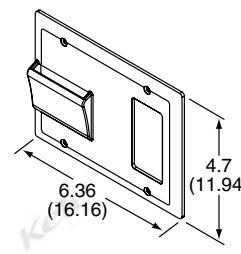
DIMENSIONS



HS-WP



HS-WPR



HS-WPL

ORDERING INFORMATION

MODEL

HS-100-B
HS-100-G
HS-100-I
HS-100-LA
HS-100-W
HS-150-B
HS-150-G
HS-150-I
HS-150-LA
HS-150-W

DESCRIPTION

Black, Low voltage card key SPDT switch (cover plate ordered separately)
Gray, Low voltage card key SPDT switch (cover plate ordered separately)
Ivory, Low voltage card key SPDT switch (cover plate ordered separately)
Light Almond, Low voltage card key SPDT switch (cover plate ordered separately)
White, Low voltage card key SPDT switch (cover plate ordered separately)
Black, Line voltage card key solid state switch (cover plate ordered separately)
Gray, Line voltage card key solid state switch (cover plate ordered separately)
Ivory, Line voltage card key solid state switch (cover plate ordered separately)
Light Almond, Line voltage card key solid state switch (cover plate ordered separately)
White, Line voltage card key solid state switch (cover plate ordered separately)

HS-FOB-B
HS-FOB-I
HS-FOB-LA
HS-FOB-W
HS-WP-B
HS-WP-G
HS-WP-I
HS-WP-LA
HS-WP-W
HS-WPL-I
HS-WPL-LA
HS-WPL-W
HS-WPR-B
HS-WPR-G
HS-WPR-I
HS-WPR-LA
HS-WPR-W

ACCESSORIES

Optional key fob accessory for guest rooms that do not use a card key
Optional key fob accessory for guest rooms that do not use a card key
Optional key fob accessory for guest rooms that do not use a card key
Optional key fob accessory for guest rooms that do not use a card key
Cover plate for single-gang box
Cover plate for single-gang box
Cover plate for single-gang box
Cover plate for single-gang box
Cover plate for three-gang box with decorator switch option; card slot on the left
Cover plate for three-gang box with decorator switch option; card slot on the left
Cover plate for three-gang box with decorator switch option; card slot on the left
Cover plate for three-gang box with decorator switch option; card slot on the right
Cover plate for three-gang box with decorator switch option; card slot on the right
Cover plate for three-gang box with decorator switch option; card slot on the right
Cover plate for three-gang box with decorator switch option; card slot on the right
Cover plate for three-gang box with decorator switch option; card slot on the right

RELATED PRODUCTS

BZ-50

120-277 VAC to 24 VDC power pack with SPST Relay and 12-24VDC coil