

# CL

## WIRE RETAINERS

### Material

ABS/PC

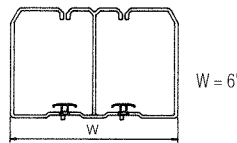
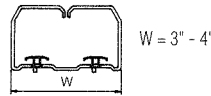
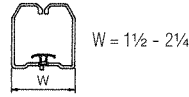

### Color

Dark GREY  
RAL 7021

#### CL Wire Management Retainers

- Retains wires during installation
- Provides additional strain relief of fingers
- Eliminates bulging against sidewall

Catalog Number	Number Size (WxH)	Pieces per Carton
CL-1515	1½x1½	40
CL-1522	1½x2¼	40
CL-1530	1½x3	20
CL-2215	2¼x1½	40
CL-2222	2¼x2¼	20
CL-2230	2¼x3	20
CL-2240	2¼x4	20
CL-3022	3x2¼	10
CL-3030	3x3	10
CL-3040	3x4	10
CL-4015	4x1½	10
CL-4022	4x2¼	10
CL-4030	4x3	10
CL-4040	4x4	5
CL-6040	6x4	5

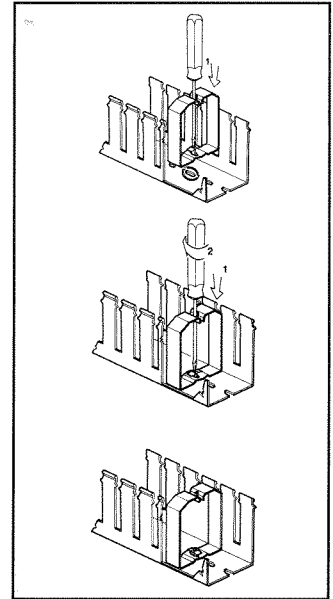


Catalog number indicates to which duct size (W x H) the CL will fit.

CL wire retainers come complete with mounting elements.

NEW DESIGN avoids fall out of wires especially in ceiling installations.

\* Limited quantities available



# TR1/TR1-E

## WIRE RETAINERS PREDETERMINED BREAKLINES

### Material

ABS/PC

### Color

BLACK

Catalog Number	Pieces per Carton
TR1*	50
TR1E**	50

\* For T1

\*\* For T1-E

A simple to use wire retainer that mounts on the duct fingers. Has predetermined scorelines so that "one size fits all". The TR1 and the TR1-E can be used on the 6", 4", 3", 2¼" and 1½" T1 and T1-E duct. The quick solution for every panel builder during initial panel wiring and maintenance operation.

