

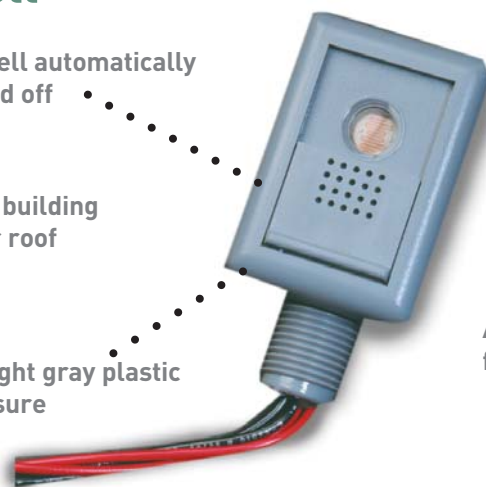


# EM Photocell

Low voltage photocell automatically turns lighting on and off

Mounts on building exterior or roof

Raintight gray plastic enclosure



Compatible with all Watt Stopper lighting control panels and power packs

Simple to wire and install

Adjustable aperture window for varying ON setpoint

PROJECT

LOCATION/TYPE

## Product Overview

### Description

The EM is a low voltage photocell used for controlling exterior lighting. It works with Watt Stopper power packs and lighting control panels (Lighting Integrator and LP series panels) by signalling a change in light levels to the panel.

### Operation

Typically mounted so the light level window faces the northern sky, the EM photocell provides an ON signal when the ambient light level drops below a preset "dark" setpoint. It then provides a signal OFF as the ambient light level rises above the preset "light" setpoint. The setpoint can be changed for specific applications by opening and closing the photocell's aperture window. Normally, a lighting control panel or a power pack supplies power to the photocell. The photocell's relay contact red wires are connected to the panel or to a low voltage controlled load.

### Specifications

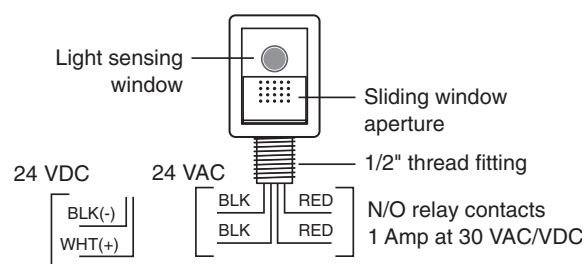
- 1 - 15 footcandle range (10.8 - 161.5 lux)
- Isolated relay contacts 1 amp @ 30 VAC/VDC
- Power input: 24 VAC, 1 VA or 24 VDC, 1 VA
- Dimensions: 2.64" x 1.57" x 1.89" (67.1mm x 39.9mm x 48.0mm)
- One year warranty

Catalog No.	Description	Voltage
<input type="checkbox"/> EM-24A2	Exterior photocell	24 VAC
<input type="checkbox"/> EM-24D2	Exterior photocell	24 VDC

### Features

- One set of normally open, isolated relay contacts; contacts are closed when sensed light level is below dark setpoint, open when light level is above light setpoint
- 8-second time delay and built-in setpoint dead-band prevent cycling
- 1/2" threaded male conduit base for easy mounting on conduit fittings or junction boxes.

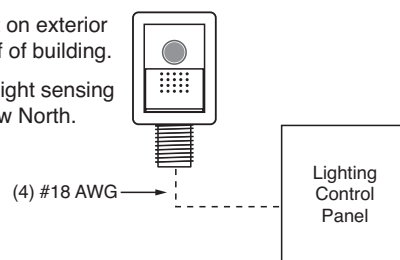
### Accessory Enclosure Interior



### Accessory Enclosure Interior

Mount on exterior or roof of building.

Point light sensing window North.



## Ordering Information

**WattStopper**  
www.wattstopper.com  
800.879.8585